

Adding an Impact DuPage Mini-Dashboard to Your Website

Example Mini-Dashboard

 Low-Income and Low Access to a Grocery Store (Compared to IL Counties)	 Low-Income Preschool Obesity (Compared to IL Counties)	 Children and Adolescents who are Obese (Compared to Prior Value)
--	--	--

What is a mini-dashboard?

A mini-dashboard is a widget that is embedded on a website. If a visitor to the website clicks on a mini-dashboard, he or she is taken to that indicator's page on the Impact DuPage website. A mini-dashboard allows organizations to provide a snapshot of DuPage County data on their organization's website. By hosting a mini-dashboard, an organization can display data related to its mission and further community capacity towards collective impact by driving visitors to one central location for data – Impact DuPage.

What options are available to customize my mini-dashboard?

Type of Dashboard

- Multiple Indicators – display different indicators for one location
- Multiple Comparison – pick one indicator and display different comparisons for that location (e.g. compared to Illinois, U.S., Healthy People 2020)
- Multiple Locations – pick one indicator and show values across different zip codes/census tracts in DuPage

Multiple Indicator Dashboard

A mini-dashboard can feature up to thirty-six different indicators (up to six per each row and column). You have three options on how to select these indicators:

- Select randomly from all indicators on Impact DuPage (mini-dashboard indicators will change at random every time page is refreshed)
- Select up to three categories (Health, Economy, Education, Environment, Government & Politics, Public Safety, Social Environment, and Transportation) and sub-topics to choose indicators at random from (mini-dashboard indicators will change at random every time page is refreshed)
- Select hand-picked indicators from any category (these indicators will always show)

These indicators can show DuPage data, or zip code or census tract data based on your preference. You can also have a title above your mini-dashboard (e.g. Click here for more DuPage data). The size of your mini-dashboard can also be adjusted to best fit on your website.

How do I add a mini-dashboard to my website?

Adding a mini-dashboard to your website is simple. Send us an email at impactdupage@dupagehealth.org with your preferences (# of indicators, which categories or indicators to select from, title). Not sure where to start? We would be happy to brainstorm the best fit for your website with you – just send us an email. We will then design the mini-dashboard and send you the HTML code to add to your website.

Can we add more than one mini-dashboard?

You can add as many mini-dashboards as you like! If your organization focuses on different issues, you can feature a different mini-dashboard on each page (e.g., one related to nutrition on a food services page, one related to language on a translation services page, etc.).

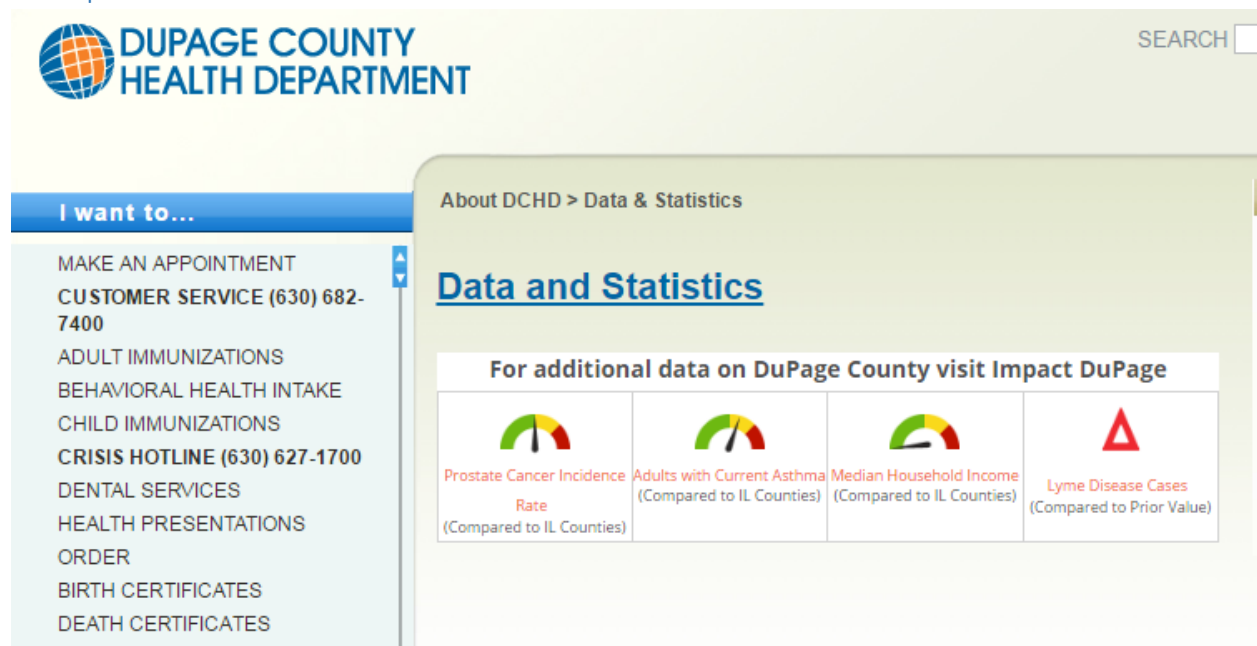
How does the mini-dashboard update?

The HTML code that builds the mini-dashboard links it to the Impact DuPage site, so anytime the indicator is updated on the Impact DuPage site, your mini-dashboard automatically updates.





How much does it cost?

Impact DuPage provides the HTML code for mini-dashboards at no charge.

Examples



The screenshot shows the DuPage County Health Department website. The header includes the logo and a search bar. A navigation menu on the left lists various services. The main content area is titled 'About DCHD > Data & Statistics' and features a 'Data and Statistics' section. This section contains a table with four data points, each represented by a gauge or icon.

For additional data on DuPage County visit Impact DuPage			
 Prostate Cancer Incidence Rate (Compared to IL Counties)	 Adults with Current Asthma (Compared to IL Counties)	 Median Household Income (Compared to IL Counties)	 Lyme Disease Cases (Compared to Prior Value)

From: <http://www.dupagehealth.org/data>

Resources for Ending Homelessness

Resources

DuPage County Government Web Site

DuPage County Housing Authority

DuPage County Homeless Continuum of Care





- DuPage Continuum of Care Snapshot – 2014
- DuPage Continuum of Care Snapshot – 2013
- DuPage Continuum of Care Snapshot – 2012

DuPage Federation on Human Services Reform

National Coalition for the Homeless

Impact DuPage:

Click below for data on housing in DuPage County

 Severe Housing Problems (Compared to IL Counties)	 Food Insecurity Rate (Compared to IL Counties)	 Homelessness (Compared to Prior Value)	 People Living Below Poverty Level (Compared to IL Counties)	 Renters Spending 30% or More of Household Income on Rent (Compared to IL Counties)
---	--	--	---	--

From: <http://dupagepads.org/resources/homelessness-education-resources/>